

March, 2024

THE SHORES Newsletter



www.theshoresatnaples.com

Hello Residents of The Shores

It's hard to believe we are already entering the end of the first quarter of 2024. The Board hit the ground running and made transitioning from 2023 to 2024 seamless.

The following are projects that we have been working on and are either complete or will be shortly.

- Landscaping - Landscaping is continual. However, we have had some challenges in this area over the past few years. Thankfully we have it all under control. The Santa Barbara entrance is completed. Porto-Carpus has been put in place of the Ficus. The islands have new plantings as well as under The Shores signs. The entry to the clubhouse parking lot has been changed in addition to the plantings around the tennis and bocce courts. If you haven't already, please take a look at the beautiful transformation our community has experienced.
- Irrigation - The updated irrigation system has been doing well. As discussed at our last board meeting, a valve will be installed on the main system. The valve will allow us to turn off water between The Shores and The Preserves should there be a break in the line without impacting the entire community.
- FPL - We are still working with FPL to repair our pole lights. Please be patient as this is a difficult task trying to get this done with FPL.

Looking Forward:

- The playground will be painted. Some repairs have to be done as well. There is rust in some areas which need addressing. Also, the special mulch will be put down within the next few weeks. In addition, the border which surrounds the playground will be repaired.
- Landscaping - We will continue to replace the Ficus where needed.
 - Hotdog Days - We will be serving hotdogs by the pool and during bocce tournaments. We are working with the Social Committee to determine the exact dates. It will be posted on the web-site and an e-mail blast will be sent.

House Keeping:

- Please put the chairs back when moved by the pool area. By Collier County regulation there has to be enough space for a wheel chair to pass. This is why the chairs were placed in the position around the pool. The County is getting very strict with this and has the authority to close the pool. Please be respectful of this rule.
- There is no glass allowed around the pool area. All drinks are to be contained to under the canopy.
- There are still individuals putting food out for animals. This is not allowed or good for the wildlife or for residents. Needless to say, it is dangerous. We have had numerous reports of bear and coyote sightings in the community. Florida Fish and Wildlife has been notified and cameras will be strategically placed throughout the community. Traps have also been placed in areas around the community by FFWL in hope of containing our over populated duck problem. Yet again caused by feeding the wildlife.

Thank you all for your continued support.

Sincerely,
Tony Vack
President - The Shores at Berkshire Lakes

News from The Preserves

Dear Preserve Residents, to say the new year has started with a bang is an understatement as there has been a lot going on in the Preserve! We have been with our new management company, Anchor Associates for 3 months. If you have not already done so, consider creating an account in the Anchor Portal as there is a lot of helpful information that can be found there. Courtney Frimel, our CAM has done a great job of becoming familiar with our community, meeting our residents and getting to know the projects that are underway or soon will be.

Several long-awaited landscaping projects have been completed; Palm, hardwood and Crepe Myrtle tree trimming as well as the removal of numerous compromised trees. Additional tree trimming will be done in the spring. Gutter cleaning has been completed and power washing is underway. Our long-term construction project, after almost 3 years, has come to a close with the final punch list items recently completed. We will be forever thankful to Shawn Smith and his contributions to the successful completion of this extraordinary construction project. He was also instrumental in the successful completion of the unexpected but necessary foundation remediation project in four of our buildings.

Currently a review of the Preserve website is underway with revisions to be completed shortly. Still in the queue and to occur in the very near future is seal coating of our roads with scheduling expected in April and the installation of speed calming devices, the date to be determined as this work is still pending permit issuance. The Board continues to plan for and address landscaping needs such as our entrance islands, preserve clean up, tree replacement and other issues as they arise.

Many thanks to our residents for their patience, understanding and flexibility while these projects have taken place and for those soon to occur.


Preserve Board of Directors



Christmas Party



Getting ready for Broadway in Concert



Thanks to all the volunteers that helped set up for this wonderful event.





Desi and Nic Broadway in Concert



Bocce Ball Tournament

Highlighting the Shores 2024 Bocce Ball tournament.

The 8th annual Shores Bocce Ball tournament commenced on Feb 5, 2024 with 78 players. Some of the new players are new to the community while others have been here for years. The tournament brings together many of our neighbors as they cheer on the players.

This year the tournament has made 2 innovations. Butch Rodio created a laser measuring device that's accurate to .04 inches. John Rogers created a bocce ball sweeper, making the games move faster and saving the referees backs (hooray).





THE SHORES SOCIAL COMMITTEE

The Social Committee would like to introduce our newest members, CC Cameron and Denise Roy. They are a great asset to the committee.


March is a very busy month here at The Shores. March 2nd at 9:30 we have Coffee Hour along with “Meet the Candidates.”

Saturday March 9th is the highly anticipated dinner/dance party, ” For your Eyes Only” 007.

Our annual Fashion Show (British Invasion) will be held on March 13th at 1:00PM.

Finally we will be celebrating Easter with a brunch at 1:00PM.

Please sign up for all events and deposit your checks in the white mailbox at the clubhouse or online at socialcommittee@theshoreshoa.com



Recipe Corner



Make Prosciutto Roses

1. Use kitchen scissors to cut a piece of **prosciutto** that's about 5 inches long, and $\frac{1}{2}$ an inch thick. Carefully roll prosciutto slice into a pretty rose. Make **15 roses**, and set them aside.

Make Melon Stacks

1. Slice **1 pound cantaloupe** melon into 1 inch thick slices. Use a small cookie cutter to cut them into rounds.
2. Slice **1 pound honeydew** melon into 1 inch thick slices. Use a small cookie cutter to cut them into rounds.
3. Slice the rounds into half-inch thick slices to make them thinner and more precise.
4. Simply stack alternated melon rounds. It looks pretty when some are topped with honeydew and some are topped with cantaloupe.
5. Find the tiniest **mint leaves** in the bunch and place them beside a prosciutto rose on top. You can also pierce them with a cocktail pin or toothpick to make them easier to pick up.



One Pan Balsamic Chicken

Sauce

- 1/3 cup balsamic vinegar
- 2 Tbsp. honey
- 2 Tbsp. oil, such as avocado or olive oil
- 2 garlic cloves, minced
- 1 tsp. Italian seasoning
- 1 Tbsp. Dijon mustard

Tomato Mozzarella

- 8 oz. grape tomatoes, halved
- 8 oz. fresh mozzarella balls (ciliegine or pearls)
- 2 Tbsp. finely chopped fresh basil

Chicken

- 2 lb. boneless, skinless, chicken breasts, pounded to even thickness
- 2 Tbsp. avocado oil or other high-heat oil
- Kosher salt and fresh black pepper

Instructions

- 1 In a bowl, whisk together the sauce ingredients. Season with salt and pepper, to taste. Set aside.
- 2 In a separate bowl, toss together the tomatoes, mozzarella, and basil. Season with salt and pepper, to taste. Set aside.
- 3 Preheat oven to 400 degrees F.
- 4 Heat oil over medium-high heat in a large oven-safe skillet. Season the chicken all over with salt and pepper, to taste. When the pan is hot and oil is shimmering, add the chicken to the skillet in a single layer. Cook for 1-2 minutes on each side or until lightly golden brown. Add the balsamic sauce mixture. It should quickly come to a simmer. Use a wooden spoon to scrape up any brown bits from the bottom of the pan.
- 5 Immediately remove the pan from the heat and add the tomato mozzarella mixture over the chicken.
- 6 Bake uncovered for 18-23 minutes or until chicken is fully cooked through. Internal temperature should register at 165F. Remove from the oven and rest for 5 minutes before serving.

Pet Corner



My name is Molly and I was adopted 8 years ago. My Mom and Dad saw me at DAS and even though I was dirty and matted they loved me and took me home. I love my daily walks greeting my neighbors and my four legged friend.



Hello my name is Tessa and I'm 12 years old. I was adopted in Kalamazoo, MI when I was 3. I love my walks, chasing geckos and napping. My Mom and Dad says I bring them much Joy!

ACC Commitee

As a reminder if you are planning to do any modifications to your home please check to see that you are complying with the rules and guidelines of The Shores as given below.


G-4 Before you can start work on your house or villa, you must fill out the necessary ACC forms. These forms can be found on the Shores website www.theshoresatnaples.com. Once you enter the Shores website click on “Resources” then “Forms & Applications”.

Each request must have the ACC Modification Request forms. There are 3 pages that must be filled out that can be found under tab “Architectoral & Landscape: ACC application for general changes”. On these forms you must give a detail description of the changes you are making and provide samples and/or illustrations of these changes. For example, to replace a roof, a sample of the roof tile is needed that will contain the color and shape of the tiles. Note, additional forms are needed for tree removal and painting your home.

Tree removal forms can be found under tab “Architectoral & Landscape: Tree Removal Policy and application form”.

The necessary painting forms can be found under tab “Architectoral & Landscape: Paint Choice Form”

Finally, if you’re hiring a contractor, you’ll need to submit a copy of his contractor’s license and his liability insurance.



Community News

There has been some Bear and Coyote sightings in our Community. Please be cautious when walking your Dog or letting your Cat roam the streets. It has been said that this is the mating season for Coyotes, which makes them very aggressive. Should you come face to face with a Bear or a Coyote:

- From a safe distance, make loud noises, shout, or bang pots and pans together to scare away the bear
- When the bear leaves, remove potential attractants such as garbage, bird seed, or pet food
- Ask neighbors to remove attractants.
- Check your yard for bears before letting out your dog

So what should you do if you're out walking your dog on a peaceful summer evening and you suddenly encounter the Big, Bad Coyote? According to The Mercury News, it's important to remember that coyotes are wild animals, and should be treated with caution and respect. Most coyotes are wary of people. They may thrive in an urban environment, but that doesn't mean they want to move into your house or borrow your Netflix password. Most of the time, you can drive a coyote away just by standing your ground and making yourself appear threatening.

If you encounter a coyote while walking your dog, the first thing you should do is rein in your pet. If your dog is small, pick it up. If your dog is on the larger side, shorten the leash and keep the animal close to you. Stand tall and stare down the coyote. If that's not enough to make it move on, you can also shout or throw a rock. But avoid turning your back on it or worse, running away. A person who is running away might look like prey to a coyote, and unless you've got an anvil in your back pocket, you don't want to look like prey.

Read More: <https://www.grunge.com/165219/this-is-what-you-should-do-if-you-encounter-a-coyote/>

As per our rules and regulations keep your garbage cans in your garage and do not put them out until after 6PM the night before pick up. If you put them out too early it can attract bears.

